


# News & Updates

## Notice From The Secretary

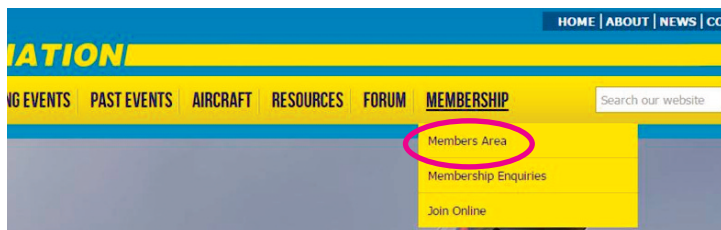
By Rob Buckley



## Online Renewals

Online renewals have grown in popularity over the last couple of years since we introduced the facility, and I hope it's made your LMA membership experience just that little bit nicer!

This year however, the way you renew online has changed. No more do you have to use the joining form, where you have to type all your details in, that's now just for new members joining for the first time.




Renewals will open right after the AGM, so you won't be able to renew before then

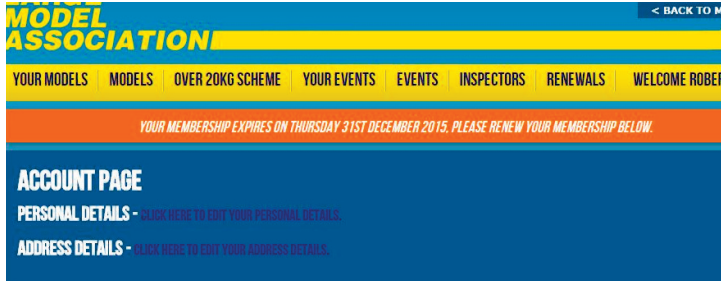
To renew, you now log into the **Member's Area** under 'Membership' on the big yellow menu bar at the top of the page. Your login username is your email address (not your forum username which is your name. These are two entirely different systems with different logons). Your password is the same as the email you got earlier in the year, but if you can't remember, just click on '**forgotten password**' and a new one will be emailed to you.

If your email address is not recognised, please let me know & we'll get it fixed for you.

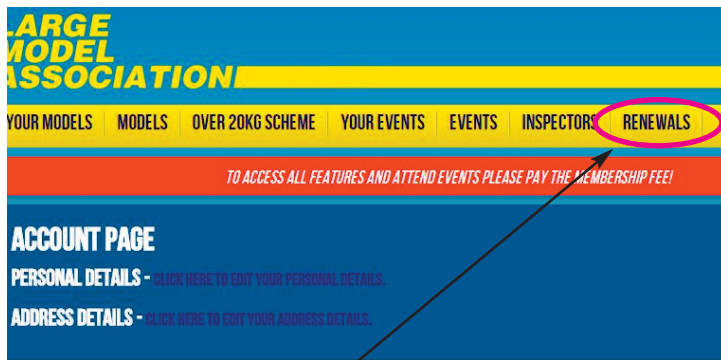
Only one member can have one email address. If you share an email address with another member, you'll have problems as the machine won't know which of you is trying to log on. If you can't have a separate email for each member, let me know and we'll sort it out.



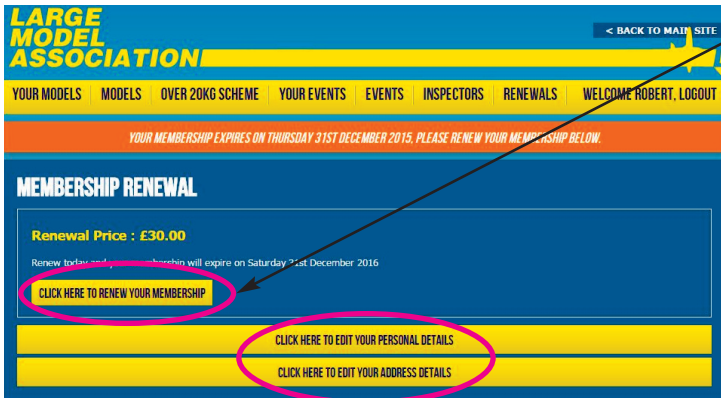
Once you've logged in, it will look like this



If the renewal date of 31 December has passed it will look like this.



To renew click on 'Renewals' up at the top.



When you click 'Click here to renew your membership' you'll be taken through to Paypal to pay as usual.

Before you do that though, you can check and amend your membership details if you wish.

If you want to change your email address, phone number or password click 'Click here to edit your personal details'. In the page that appears, make the changes you want then click 'Edit Details' bottom right. If you don't want to make any changes click 'back', bottom left.



If you want to change your address click 'Click here to edit your address details'. In the page that appears, make the changes you want then click 'Edit Details' bottom right. If you don't want to make any changes click 'back', bottom left.



Once you're happy with your details, you click 'Click here to renew your membership' to go to Paypal.

And that's it; how easy is that? Any problems though, let me know, there's nothing we can't fix!