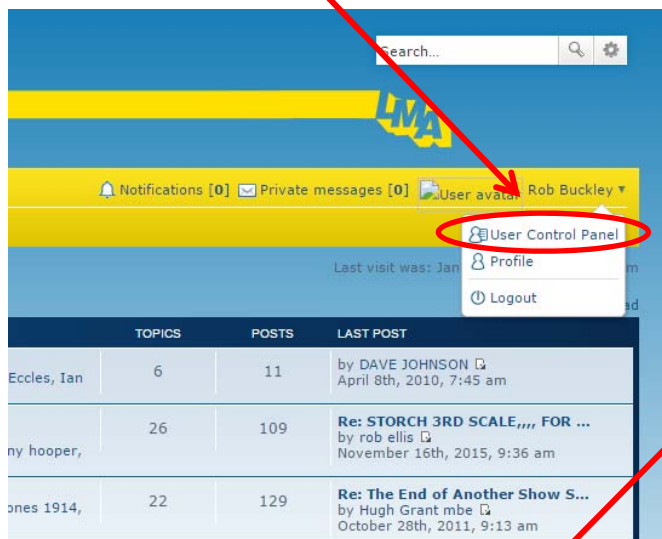
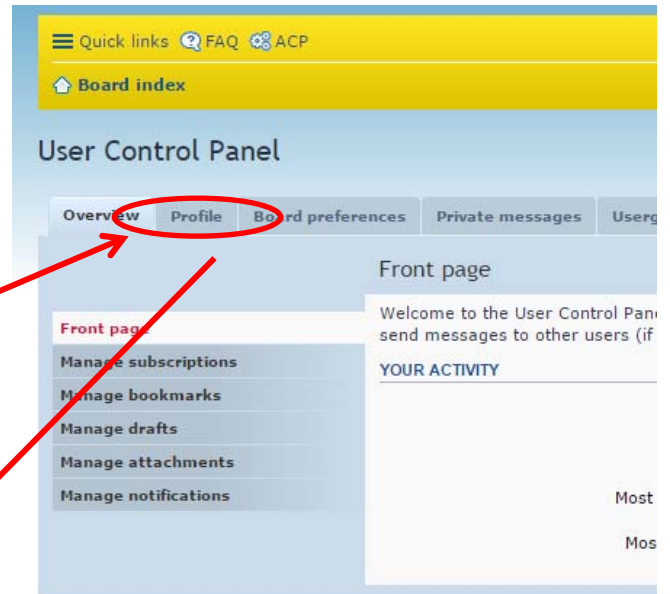


Log On then click on your name

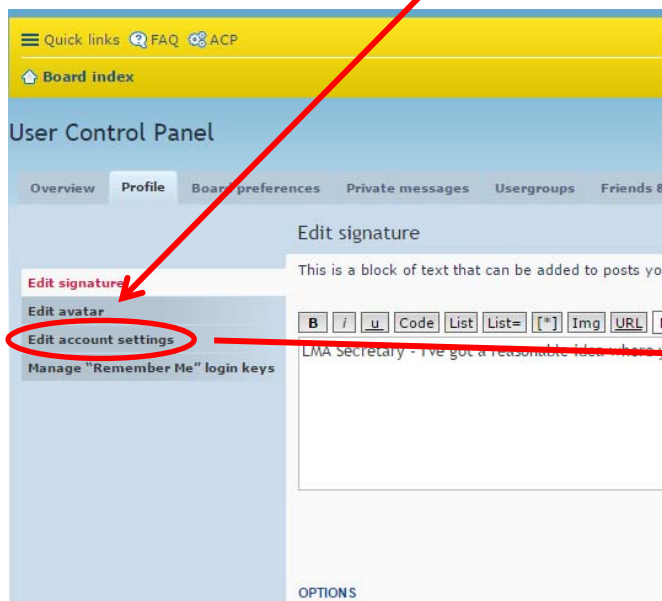


A screenshot of a forum user's profile dropdown menu. The menu is open, showing options: "User Control Panel", "Profile", and "Logout". A red circle highlights the "User Control Panel" option. A red arrow points from the text "Log On then click on your name" to this option. Below the menu is a table of forum topics.

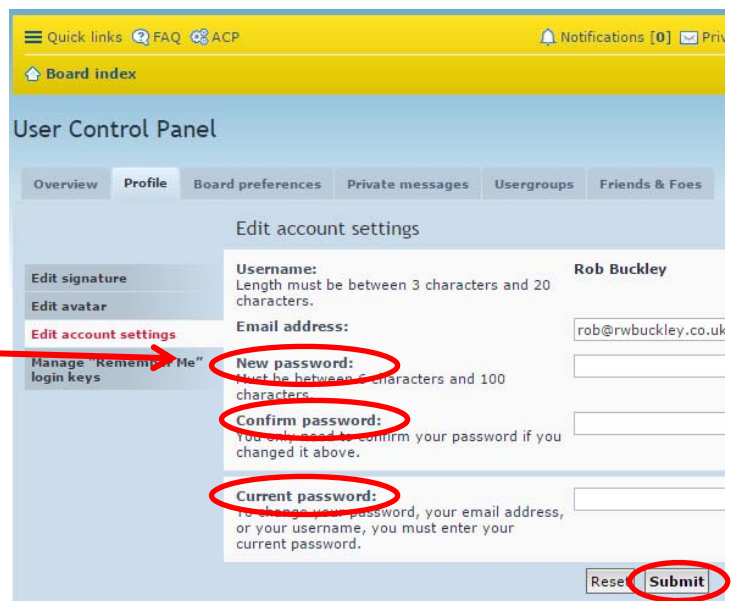
	TOPICS	POSTS	LAST POST
Eccles, Ian	6	11	by DAVE JOHNSON [D] April 8th, 2010, 7:45 am
ny hooper,	26	109	Re: STORCH 3RD SCALE,,,, FOR ... by rob ellis [D] November 16th, 2015, 9:36 am
ones 1914,	22	129	Re: The End of Another Show S... by Hugh Grant mbe [D] October 28th, 2011, 9:13 am



A screenshot of the "User Control Panel" Overview page. The "Profile" tab is selected and circled in red. The page contains a "Front page" section with a welcome message and a list of management options: "Manage subscriptions", "Manage bookmarks", "Manage drafts", "Manage attachments", and "Manage notifications".



A screenshot of the "User Control Panel" Profile page. The "Profile" tab is selected. The "Edit account settings" option is circled in red. A red arrow points from this option to the next screenshot. Other options visible include "Edit signature", "Edit avatar", and "Manage 'Remember Me' login keys".



A screenshot of the "User Control Panel" Edit account settings page. The "Profile" tab is selected. The "Edit account settings" section is active. The "New password:" field is circled in red, with a note: "Must be between 6 characters and 100 characters...". The "Confirm password:" field is also circled in red, with a note: "You only need to confirm your password if you changed it above.". The "Current password:" field is circled in red, with a note: "To change your password, your email address, or your username, you must enter your current password.". A "Submit" button is circled in red at the bottom right.